

Talk Don't Type



Communicating with Gizmo Project

<http://faculty.seattlecolleges.com/jkent/workshops/gizmo/>

Talk Don't Type: Communicating with Gizmo Project

Agenda

- what is Internet Telephony?
- **free** programs for free computer to computer calling
 - Gizmo Project - www.gizmoproject.com
 - Google Talk - www.google.com/talk
 - Skype - www.skype.com (don't use on campus)
- possible educational and other uses
- configuring Gizmo
- using Gizmo for calls, chat, conferences, voicemail messages and more!

2

Internet Telephony

- voice conversations that are sent through the Internet instead of phone lines
- Voice over IP or **VoIP** is another term
- VoIP residential phone service becoming popular
- some companies/educational institutions use VoIP instead of traditional phone systems

3

VoIP Phone Systems

VONAGE
THE BROADBAND PHONE COMPANY



4

Gizmo Project (Free*)



***When calling computer to computer**

5

Talk Don't Type: Communicating with Gizmo Project

Google Talk *



*Free but must have Gmail account

6

Skype (Free*)

Please don't use on campus!



*When calling computer to computer⁷

Possible Educational Uses

- **communicate** with online students (answer questions/solve problems)
- **hold office hours** with conference call feature
- **leave voicemail messages** with feedback on assignments/homework
- **record student calls** (with permission) to develop audio FAQs

8

Possible Other Uses

- **collaborate** with coworkers
 - work online together to view a web site, review a document, etc.)
 - add Writely (web-based word processor) to create content together
- **call family and friends** around the world for free (if they have Gizmo)
- **record interviews** for podcasts
- **multitask** without getting a stiff neck

9

Talk Don't Type: Communicating with Gizmo Project

Avoid Pain in the Neck

Pain in the neck!



Much better!



10

Downloading & Configuring Gizmo

- download from www.gizmoproject.com
- Windows, Mac, and Linux versions
- after installing, create your account
 - tip: Gizmo name can't have spaces
 - jean_at_nscc (Me)
 - nsceconcoach (Thom Cook)

11

Registering New Account

- pick account name (no spaces allowed)
- enter password in both boxes
- email address required
- copy security code
- check "I have read..."
- if desired, check "Remember my account..."

12

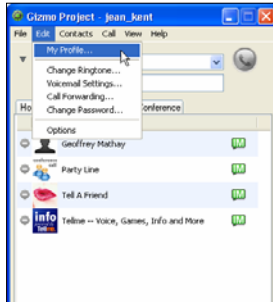
Welcome Screen

13

Talk Don't Type: Communicating with Gizmo Project

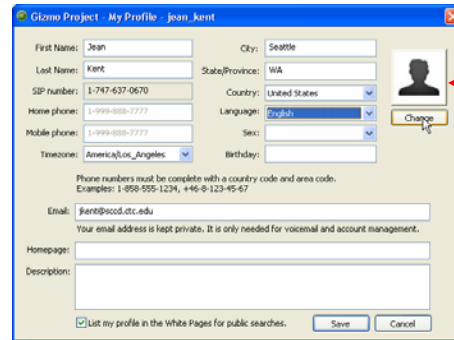
Updating Gizmo Profile

click **Edit** → **My Profile...**



14

Gizmo Profile



A screenshot of the 'Gizmo Project - My Profile - Jean_Kent' dialog box. It contains various fields for personal information: First Name (Jean), Last Name (Kent), City (Seattle), State/Province (WA), SIP number (1-747-637-0670), Home phone (1-999-888-7777), Mobile phone (1-999-888-7777), Country (United States), Language (English), Sex, Timezone (America/Los_Angeles), and Birthday. There is a 'Change' button next to the current avatar. Below these fields are fields for Email (j.kent@psod.ctc.edu), Homepage, and Description. A checkbox at the bottom is checked: 'List my profile in the White Pages for public searches.' 'Save' and 'Cancel' buttons are at the bottom right.

Change
avatar if
desired.

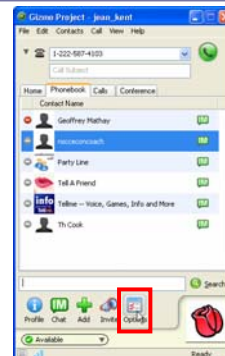
15

Avatar Choices



16

Editing Gizmo Options



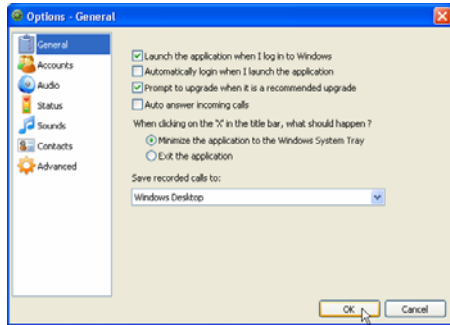
- click **Edit** → **Options...**
- or, click the **Options** button at bottom of Gizmo window

17

Talk Don't Type: Communicating with Gizmo Project

Options Dialog Box - General

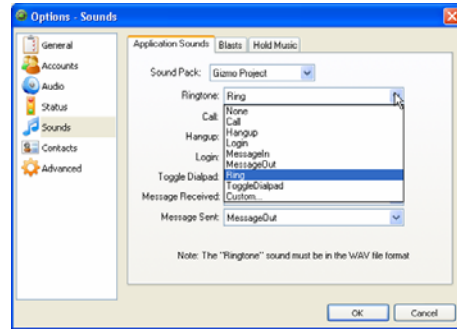
Do you want to launch Gizmo or sign into account automatically?



18

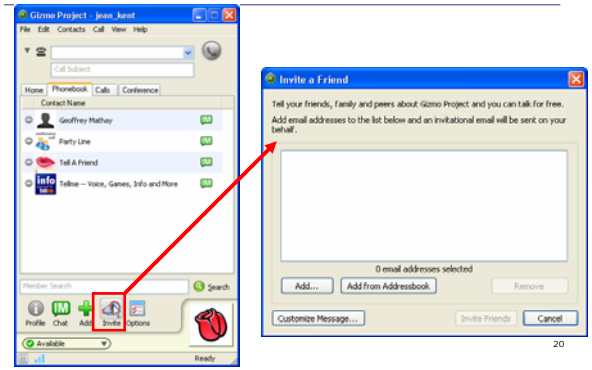
Options Dialog Box - Sounds

Select **Custom...** if you want to change sounds.



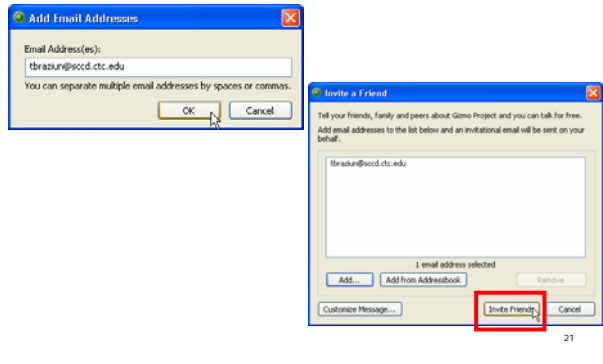
19

Invite Friends to Get Gizmo



20

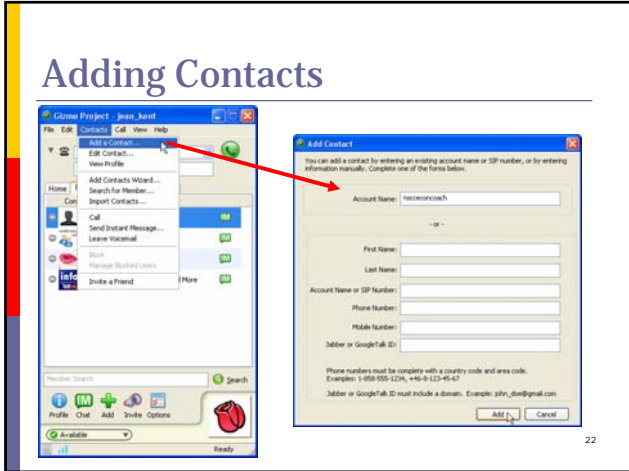
Add Email Addresses



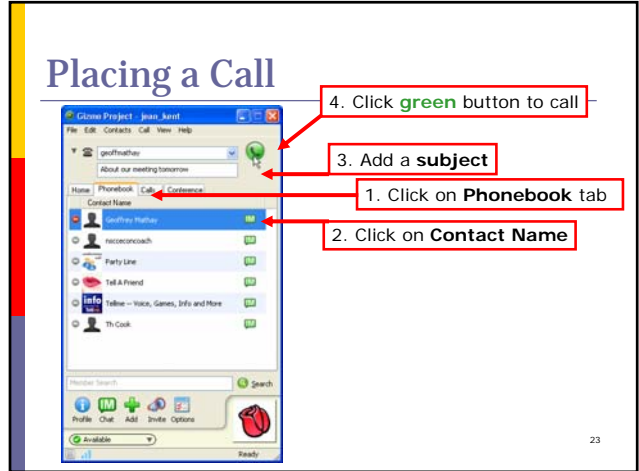
21

Talk Don't Type: Communicating with Gizmo Project

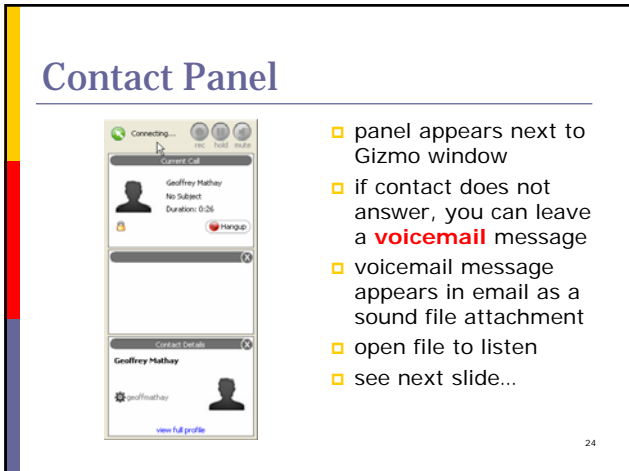
Adding Contacts



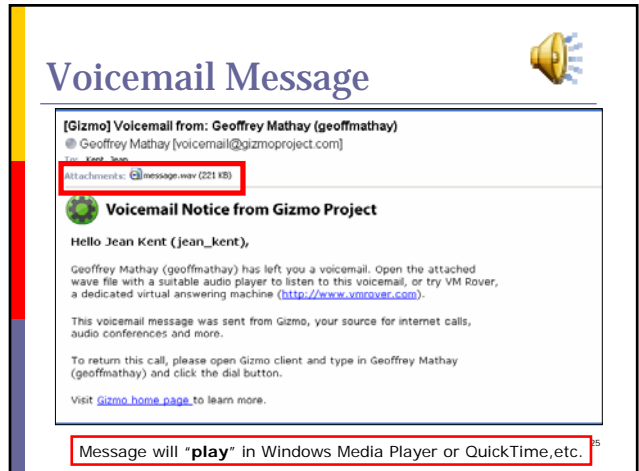
Placing a Call



Contact Panel



Voicemail Message

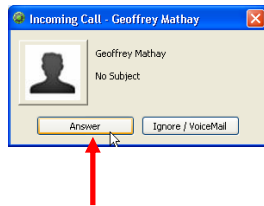


Talk Don't Type: Communicating with Gizmo Project

To Answer a Call

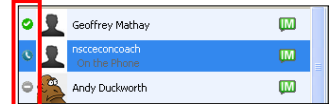


Sound/tones will play, click on **Answer** button.



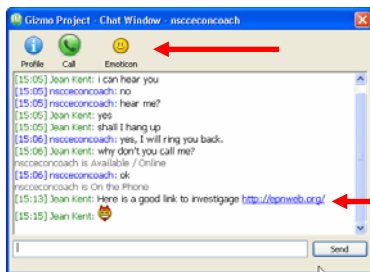
26

Status of Contacts in Phonebook



27

Chat Window

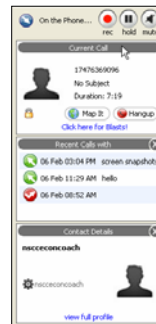


Share links!

Press **Enter** to send or click the **Send** button

28

Record a Call



- click **rec** button to start
- recording announced
- click **rec** button to stop
- stop recording announced
- use to create audio FAQs for students or conduct interviews for podcast

29

Talk Don't Type: Communicating with Gizmo Project

Making a Free Conference Call

- all Gizmo users type in same number
 - 1-222-XXX-XXXX (X=any number 0 – 9)
 - listen to an [example](#) with Jean Kent, Geoff Mathay, and Thom Cook
- free conference for Gizmo, landlines, and mobile phones, too
 - click on Conference tab for steps

30

Gizmo Extras – **NOT FREE!**

- [Gizmo "call out"](#) – can purchase minutes (1 cent/minute) to call mobile / landlines
- [Gizmo "call in"](#) – can purchase quarterly (\$12/3 mo) or annual (\$35/yr) phone number - others can call you from mobile or landline phone
- [Area775](#) – free phone number for computer and another phone but charges for dual ring and call transfers

31